

Participatory Budgeting in UA: Kyiv case

Serhiy LOBOYKO

Center for Innovations Development

site: cid.center e-mail: loboyko@cid.center FB/Skype: [loboyko](#)

UA: Boom of Participatory Budgeting

1+ MLN involved citizens

150+ Cities

(during the last 4 years)

50+ Amalgamated hromadas

(during the last 2 years)


1 Regional/oblast PB (model of the National PB?)



UA: voting methods



electronic
signature



Electronic

1+10

local gov.s:

Kyiv + 10

Mixed

100+


local gov.s

Paper

50+

local gov.s

**High risk of falsification and
loss of trust**



Kyiv: Gov. supports E-Democracy



NO VOICE AGAINST
from the
City Council



5 100 мільйонів НА ТВОЇ ІДЕЇ

ГРОМАДСЬКИЙ БЮДЖЕТ GB.KYIVCITY.GOV.UA

ЗРОБИ КИЇВ КРАЩИМ

Громадський бюджет м. Києва: **СПІЛЬНО**
FB.COM/GROUPS/PUBLIC.BUDGET.KYIV.SPILNO

(044) 587-7867
(044) 202-7356

Kyiv: e-Democracy

Participatory budget
(2+ years)

 200+ K

E-petitions
(4+ years)

 500+ K

E-appeals
(7+ years)


 200+тис.

Civic Teams/Authors
(of PB, petitions)

 1 000+

Active NGOs
(focused on Kyiv)

 500+



DEVELOPMENT - 2018:

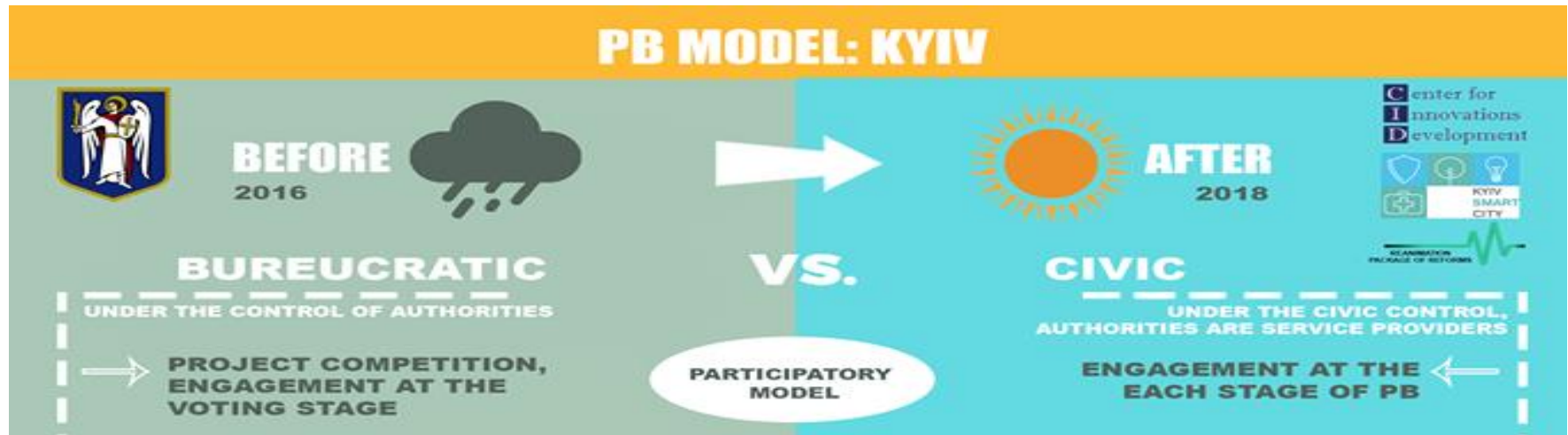
KyivID (e-Cabinet of citizen)

e-Platform for eDem



Top-effective methods of engagement (research-2018 CEDOS, Council of Europe)

UA: which Model of PB is better?



Year	Projects submitted	E-Voters= Citizens	Projects = Civic Teams*
2016-17	497	50 813	62
2017	809	131 449	119
2018	1 137	154 603	341

* Projects implementation ratio >90%