



NAIROBI CITY
COUNTY

SOLID WASTE MANAGEMENT IN NAIROBI

By: David Makori




Customer Care:
0725 624 489 / 020 344 194

Email: info@nairobi.go.ke
www.nairobi.go.ke


Twitter: [@county_nairobi](https://twitter.com/county_nairobi)
Facebook: [NairobiCityCounty](https://www.facebook.com/NairobiCityCounty)

20th August, 2019.



Kayole

Nairobi Today





Lower CBD



Enterprise Road



Kangemi



Pollution

SWM Facts

- Nairobi's population is estimated to be at **4.4 m** people and 880,000 households in 2018 by KNBS
- With a per capita waste generation of 0.61 kg, the daily generation of waste is estimated at **2,500 tons** in 2018 and 3,990 tons in 2030. (Monthly=75,000 tons, **Yearly=912,500 tons**)
- Waste recovery and recycling stands at about **5%** (JICA, 2010), mainly in the informal sector.
- Therefore, disposable waste is 2,375 tons daily.
- These requires over **120 trucks** (Assumption: 10 ton capacity, two trips) to dispose all these waste on daily basis

Transformations we Need

- The equity round about in Ngara was an illegal dump before collaboration with Equity Bank
- The place is now very aesthetically appealing



Best Practices.....

- Environment Campaigns - Designing monthly environment themes and involving school going and young children
- Environmental education from elementary school
- Public involvement



Best Practices.....

- Involving the public – ownership and dissemination of environmental messages



Best Practices.....

- Political support – monthly clean-ups led by our political and professional leaders



The city of choice to live, invest & work in



**NAIROBI CITY
COUNTY**

Thank You